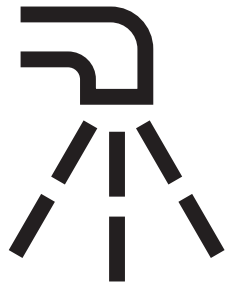
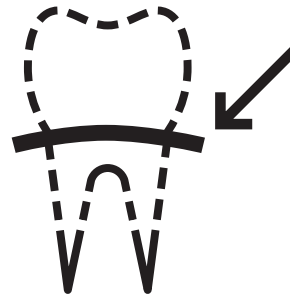


Dentist Prompt Cards


The following Makaton Symbols and Signs have been selected to use as a prompt. The symbol and sign will be printed back to back; they should then be laminated and then attached to a ring for quick reference.



Water




Gum



Clean




Injection

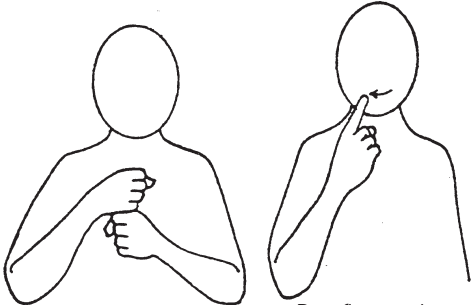
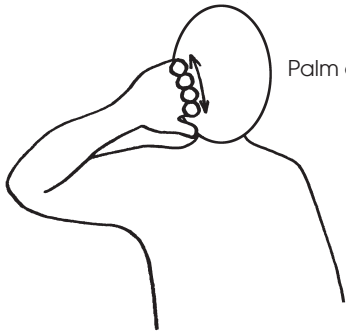
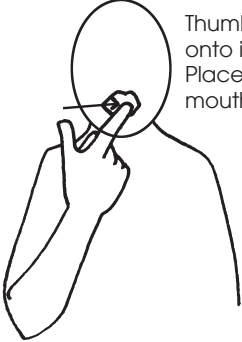


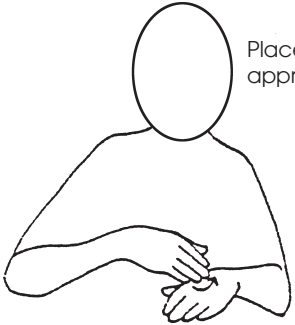



Gel (Cream (tube))



Noise



| | |
|---|--|
|  <p>Finger spell 'G'</p> <p>Run finger along gum</p> <p>Gum</p> |  <p>Palm outwards</p> <p>Water (1)</p> |
|  <p>Thumb closes onto index finger. Place this sign at mouth</p> <p>Injection</p> |  <p>Clean</p> |
|  <p>Noise</p> |  <p>Place as appropriate</p> <p>Gel (Cream)</p> |



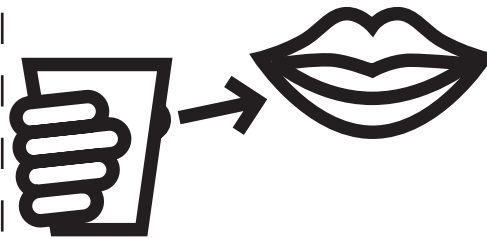
Numb




To Drink



Sucker, A



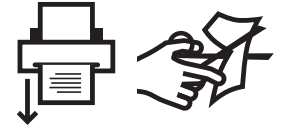
To Rinse

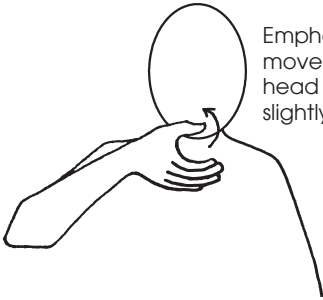


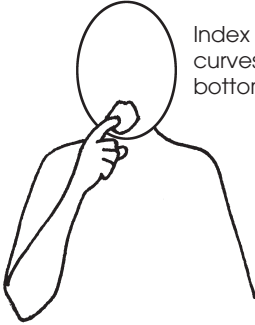

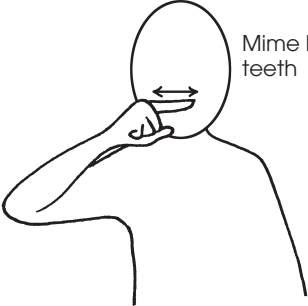


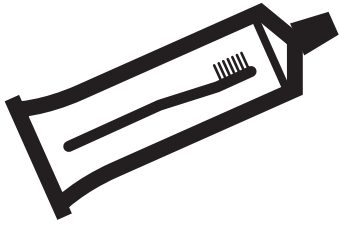

Dentist's Brush/ Cleaner



To Spit



| | |
|--|---|
|  <p>Emphasis movement - tilt head backwards slightly</p> <p>To Drink</p> |  <p>Flat hand touches mouth twice. Facial expression important</p> <p>Numb</p> |
|  <p>Mime the movement for rinsing mouth</p> <p>To Rinse</p> |  <p>Index finger curves onto bottom lip</p> <p>Sucker, A</p> |
|  <p>Facial expression important</p> <p>To Spit</p> |  <p>Mime brushing teeth</p> <p>Dentist's Brush/ Cleaner</p> |



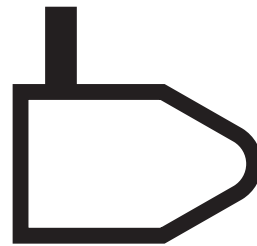
Toothpaste



Face



To Bite



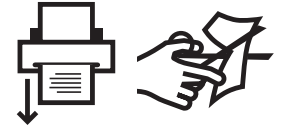
Camera



To Smile



Put X-Ray Film




Face

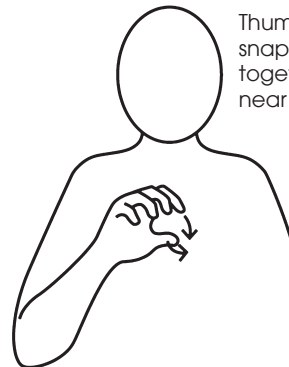


Mime squeezing toothpaste onto brush

Toothpaste

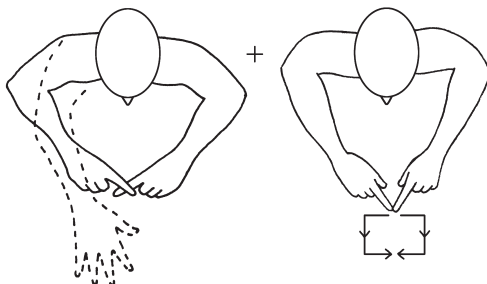


Camera



Thumb and fingers snap sharply together (position near mouth)

To Bite



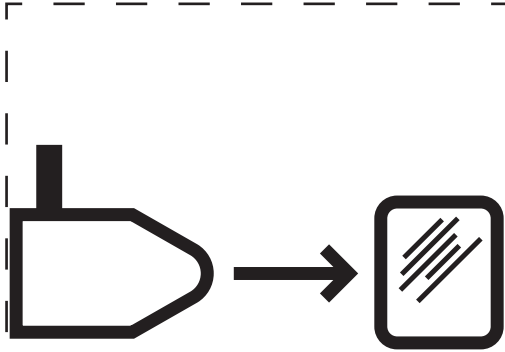

Finger spell 'X'.
Dominant hand springs open to show 'Light'

X-Ray Film




Facial expression important


To Smile




X-Ray Photograph




Drill, A (dentists)




Still (sit still)



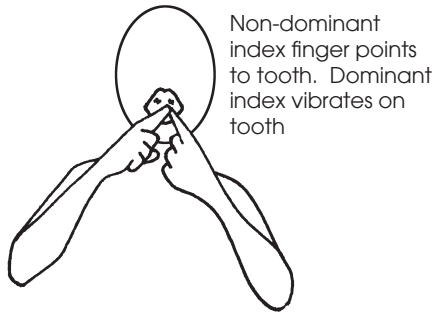
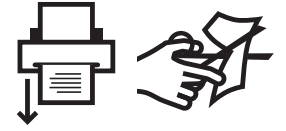
Band



Filling

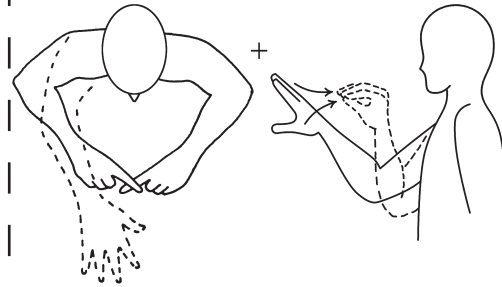


Paper



Non-dominant index finger points to tooth. Dominant index vibrates on tooth

Drill, A (dentist)



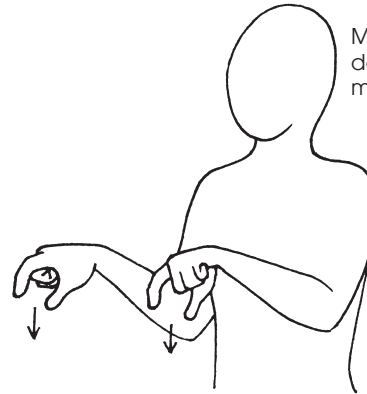
Finger spell 'X'. Dominant hand springs open to show 'Light'

X-Ray Photograph




Dominant index finger and thumb mime twisting

Band

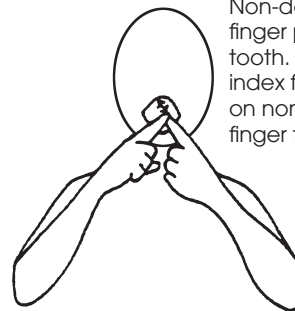


Make firm downward movement

Still

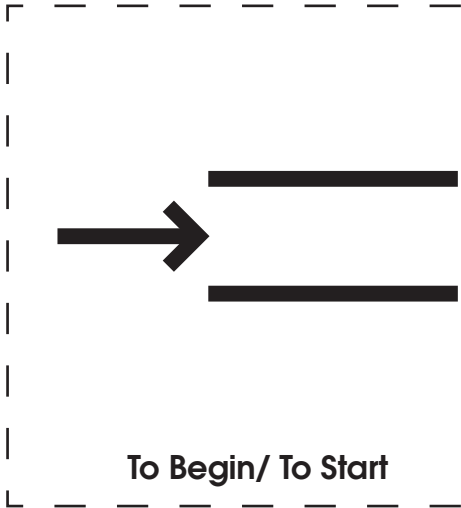


Paper



Non-dominant finger points to tooth. Dominant index finger presses on non-dominant finger tip


Filling



To Begin/ To Start




To Wobble Tooth



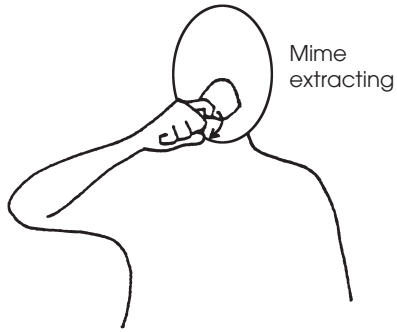
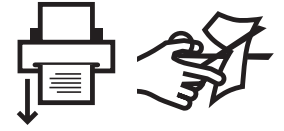
To Stop



Take Tooth Out



Bandage/ Cotton Wool



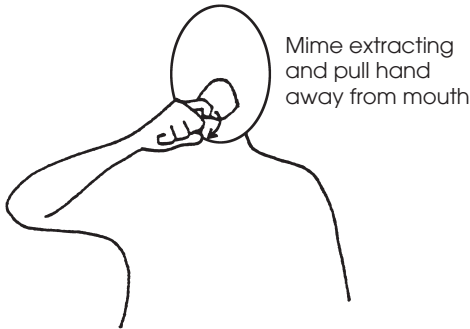
Mime extracting

To Wobble Tooth



Dominant hand makes downward twist behind non-dominant

To Begin/ To Start



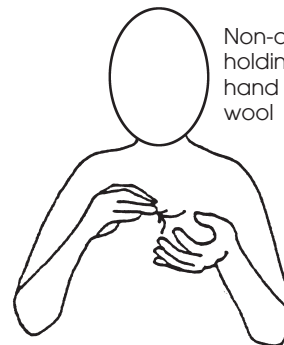
Mime extracting and pull hand away from mouth

Take Tooth Out



Both hands may be used for emphasis

To Stop



Non-dominant hand holding roll. Dominant hand mimes pulling off wool

Bandage/ Cotton Wool