
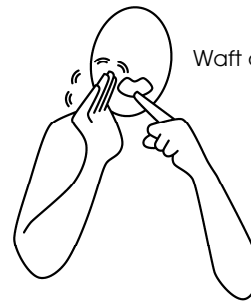


Sign Bank




Finger spell 'A' then take index finger around fingertips to finger spell 'T'

About




Waft air into mouth

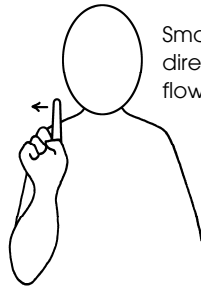
To Blow Air



Air



Camera (dental)

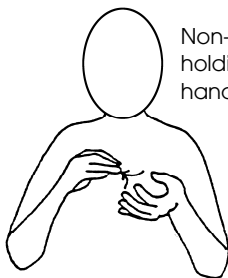


Small sign in either direction, to suit flow of other signs

And

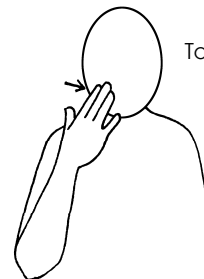


Careful



Non-dominant hand holding roll. Dominant hand mimes pulling off wool

Bandage/ Cotton Wool



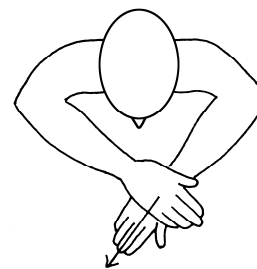
Touch cheek gently

Cheek

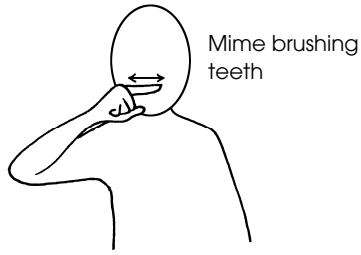


Thumb and fingers snap sharply together (position near mouth)

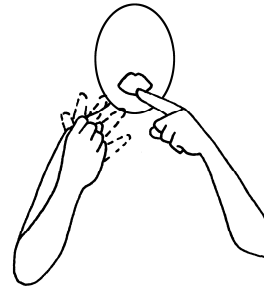
To Bite



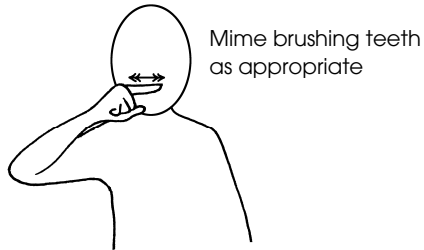
Clean



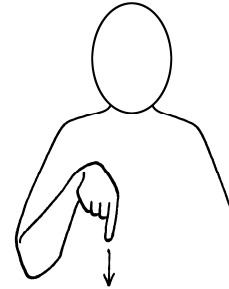
Cleaner/ Dentist's Brush




Dentist's Light



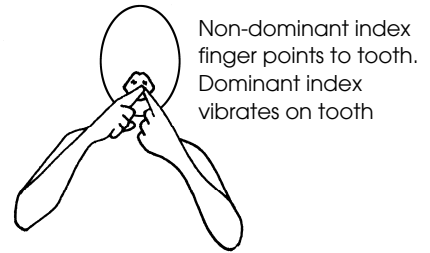
Cleaning (To Brush (teeth))



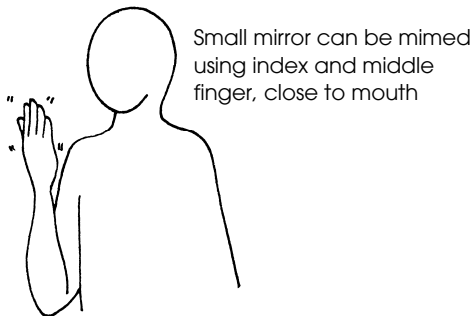
Down



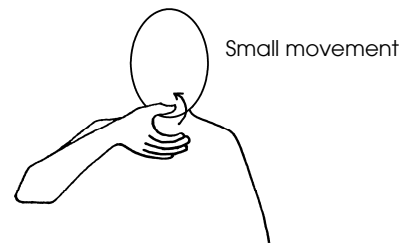
Cold



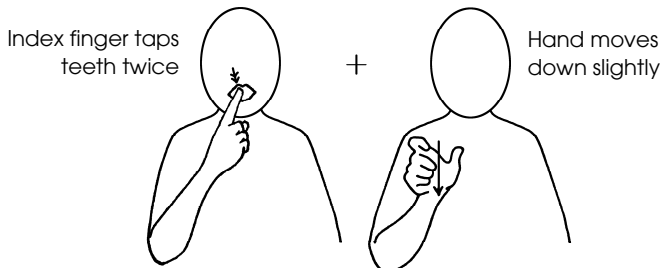
Drill, A (dental)



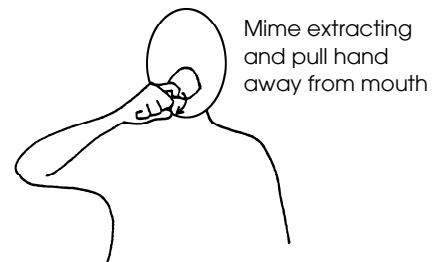
Dental Mirror



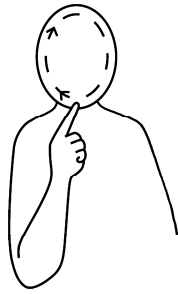
Drink, A (1)




Dentist



Extraction/ Tooth Taking Out



Face




To Get Up/ To Stand Up

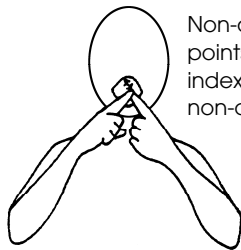


Fingers touch palm gently

To Feel/ To Touch



Glasses (2)/ Goggles (safety)



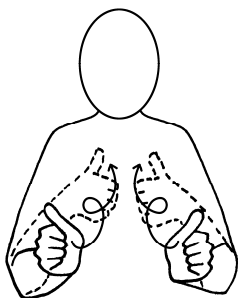
Non-dominant finger points to tooth. Dominant index finger presses on non-dominant fingertip

Filling

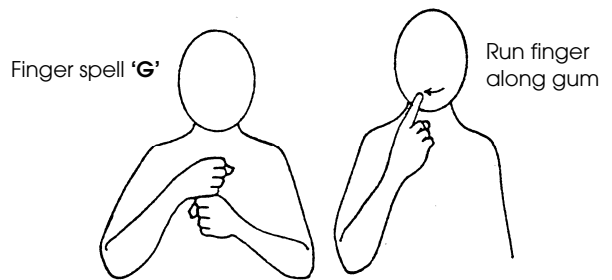


Mime putting on gloves as if smoothing onto fingers

Gloves



To Finish (1)/ To End



Finger spell 'G'

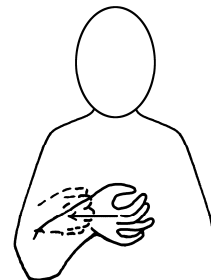
Run finger along gum

Gum

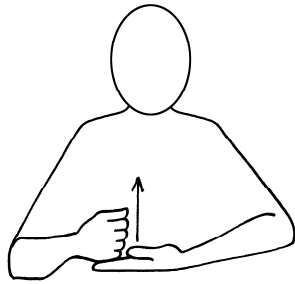


Place as appropriate

Gel (Cream)



Has (1) (present tense)

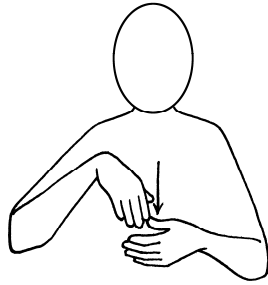


To Help (1)



Outline lips with dominant index finger, dominant to non-dominant, top first. Then indicate top or bottom lips as appropriate

Lips

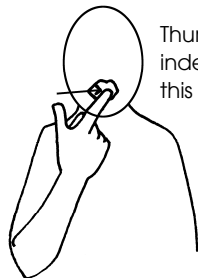


In (1)




Two fingers are slightly apart

To Look



Thumb closes onto index finger. Place this sign at mouth

Injection (Dental)




Clawed hands move to cover nose and mouth

Mask (surgical)

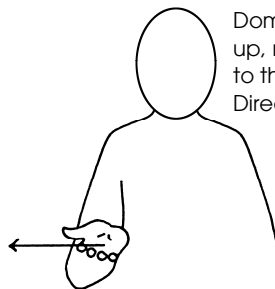


To Know



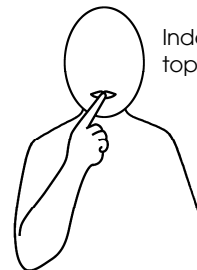
Dominant index finger and thumb mime twisting

Matrix Band



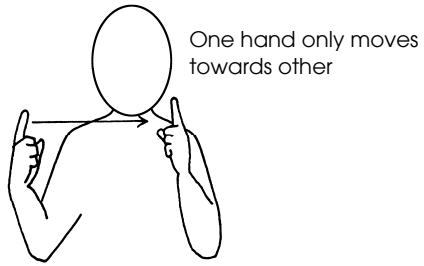
Dominant flat hand, palm up, makes short movement to the dominant side. Directional

To Lie Down (1)

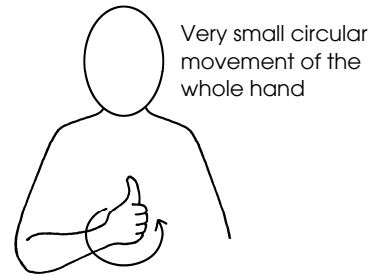


Index finger touches top then bottom lip

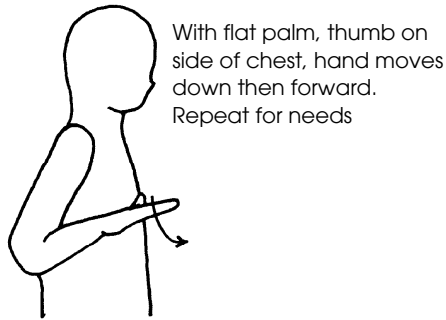
Mouth




Near/ Next To (Near (1)/ Close (1))




OK (1)



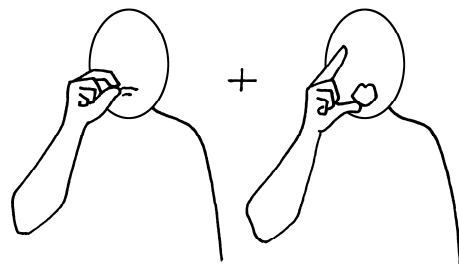
Need, A/ To Need




On



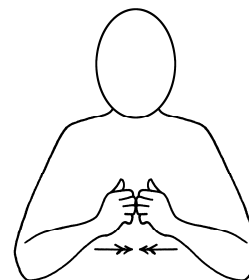
No/ Not



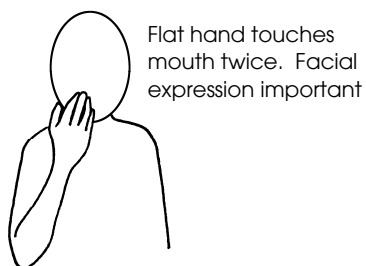
Open Mouth



Noise



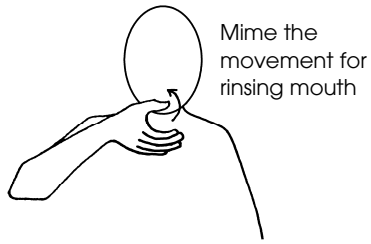
Paper



Numb

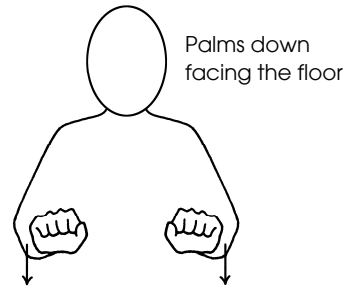


To Put



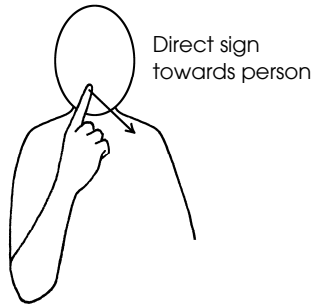
Mime the movement for rinsing mouth

To Rinse



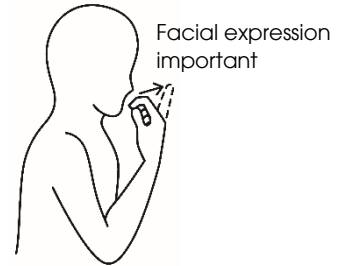
Palms down facing the floor

Special Chair



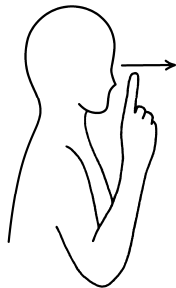
Direct sign towards person

Say/ To Tell (To Talk/ To Speak)

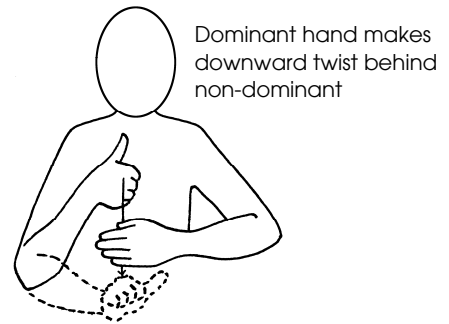


Facial expression important

Spit

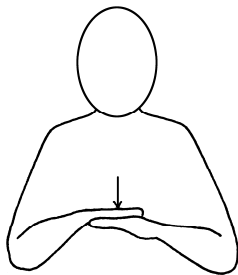


To See

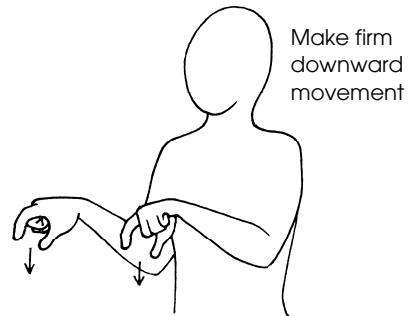


Dominant hand makes downward twist behind non-dominant

To Start/ To Begin

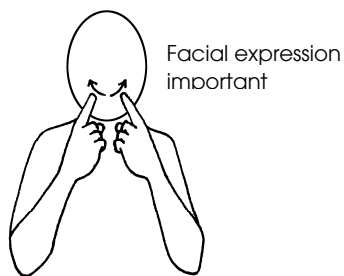


To Sit



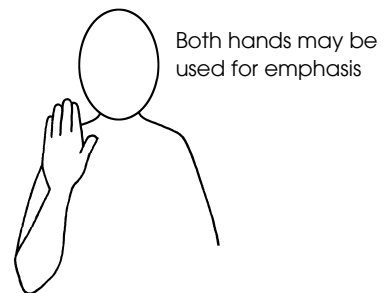
Make firm downward movement

Still



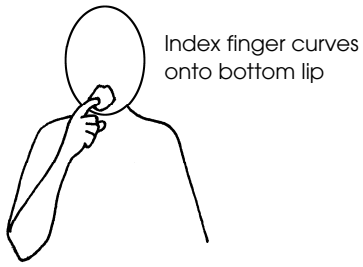
Facial expression important

To Smile

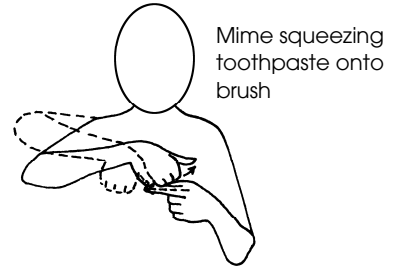


Both hands may be used for emphasis

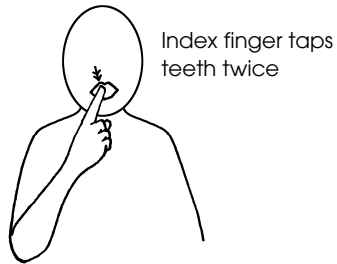
To Stop



Sucks (Sucker, A (Dental))



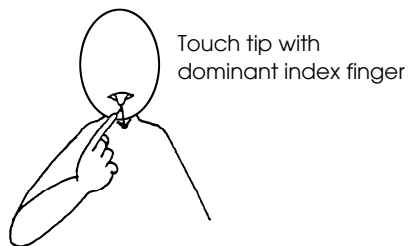
Toothpaste



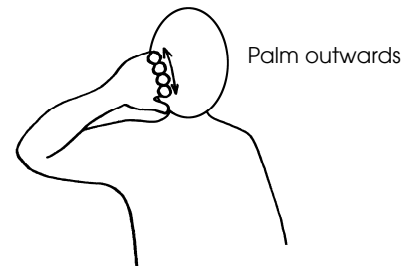
Teeth



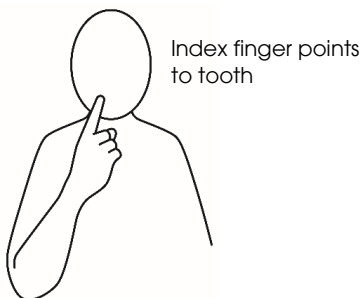
Up



Tongue



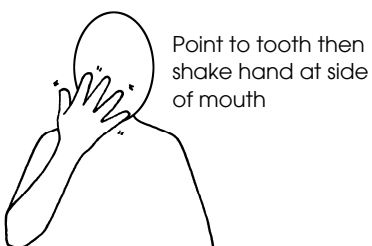
Water (1)



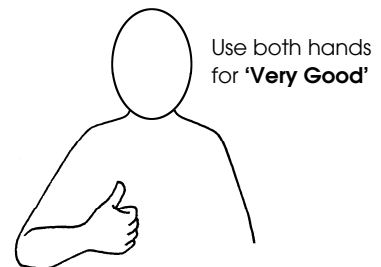
Tooth



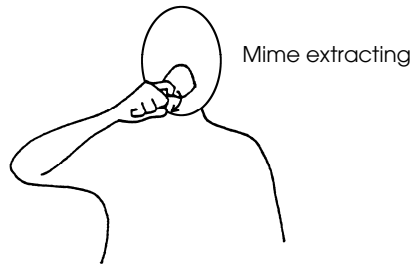
To Wear a Mask (To Put on a Mask)



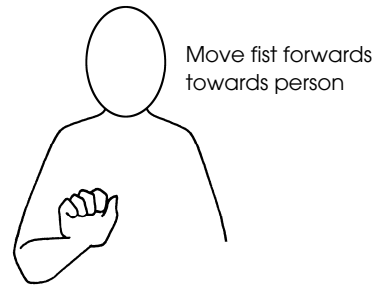
Toothache




Well Done (Good (1))



To Wobble Tooth

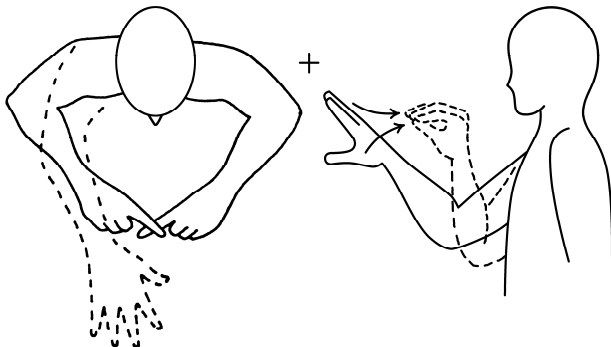


Your (1)



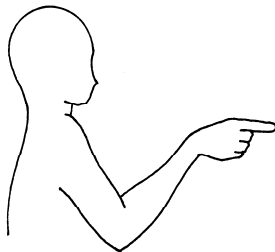
Finger spell 'X'. Dominant hand springs open to show 'Light'

X-Ray Film



Finger spell 'X'. Dominant hand springs open to show 'Light'

X-Ray Photograph



You (1)