


## Dentist Prompt Cards

The following Makaton Symbols and Signs have been selected to use as a prompt. The symbol and sign will be printed back to back; they should then be laminated and then attached to a ring for quick reference.




Team Smile Logo



Dental Hygienist




Dentist



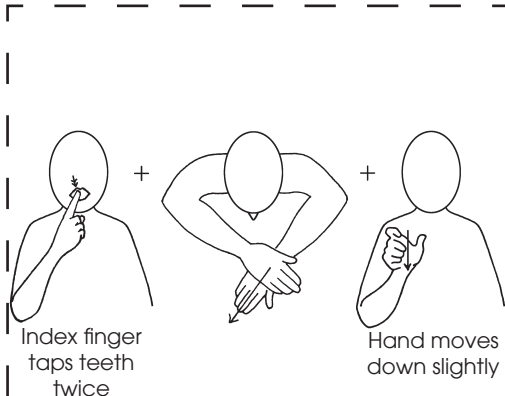
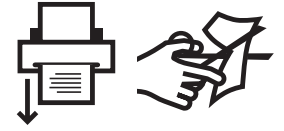
Dental Nurse



Dental Therapist



Hello/ Hi/ Good Morning



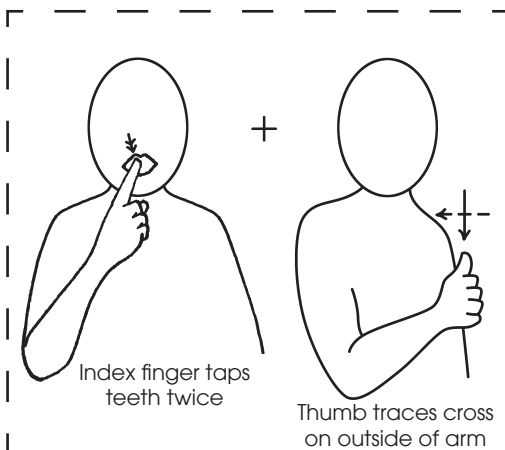
Index finger taps teeth twice

Hand moves down slightly

**Dental Hygienist**



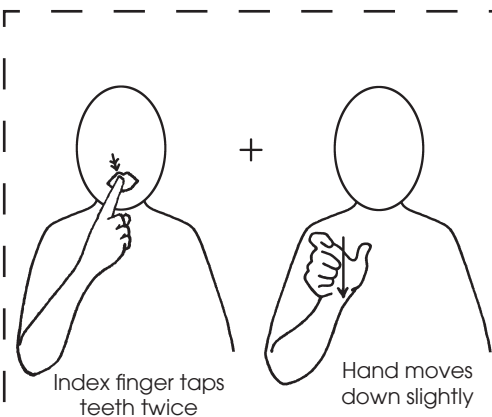
**Team Smile QR Code**



Index finger taps teeth twice

Thumb traces cross on outside of arm

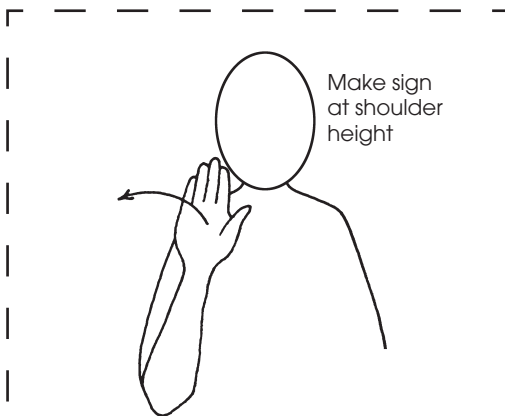
**Dental Nurse**



Index finger taps teeth twice

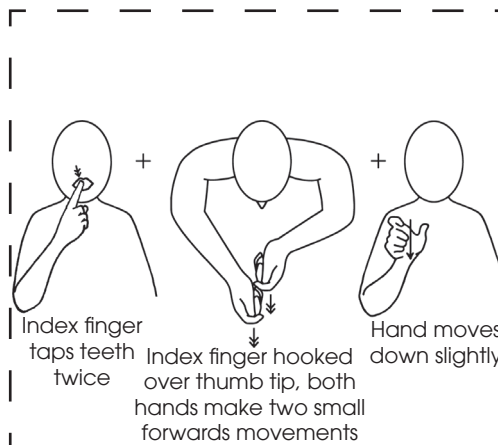
Hand moves down slightly

**Dentist**



Make sign at shoulder height

**Hello/ Hi**

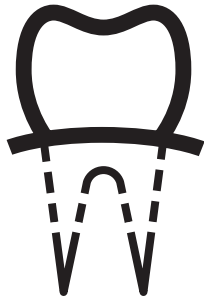
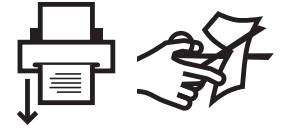


Index finger taps teeth twice

Index finger hooked over thumb tip, both hands make two small forwards movements

Hand moves down slightly

**Dental Therapist**




Tooth



Toothache



Teeth



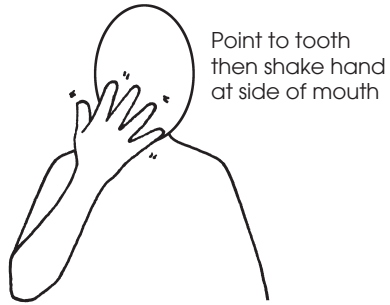
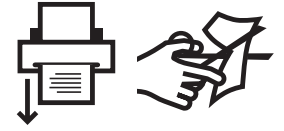
Pain



Mouth

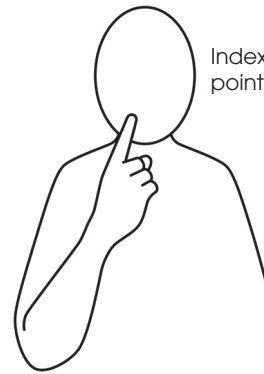


To Sit



Point to tooth  
then shake hand  
at side of mouth

**Toothache**



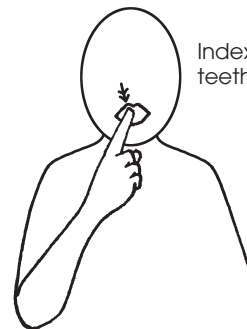
Index finger  
points to tooth

**Tooth**



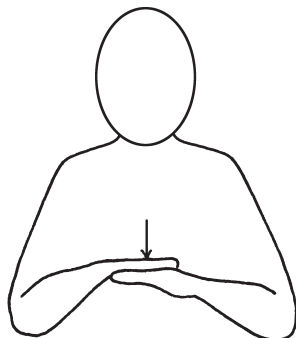
Position hand at  
site of pain and  
shake hand

**Pain**

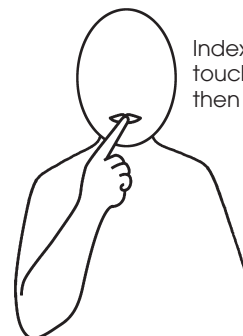


Index finger taps  
teeth twice

**Teeth**

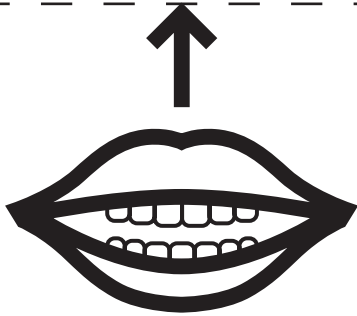



**To Sit**




Index finger  
touches top  
then bottom lip

**Mouth**



Open Your Mouth



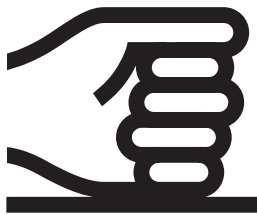
To Look



Calm/ Patient (to be)



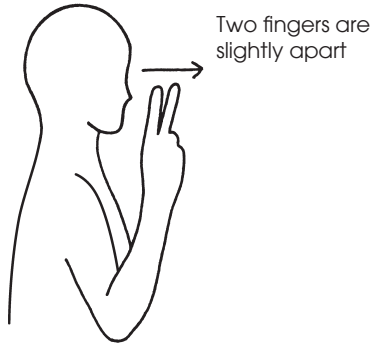
Good (1)



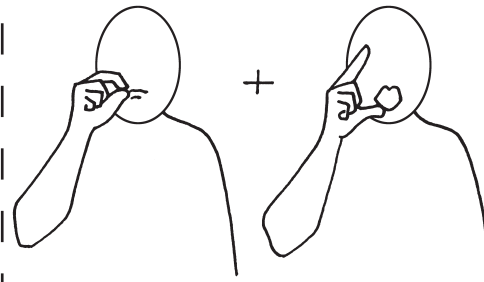
To Help (1)



Yes



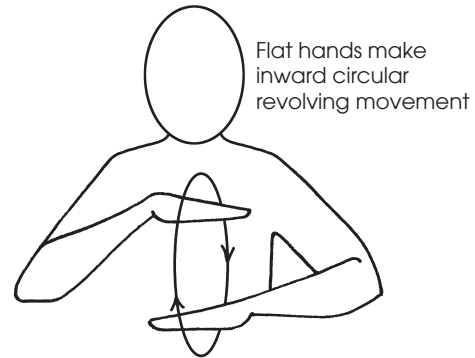
**To Look**



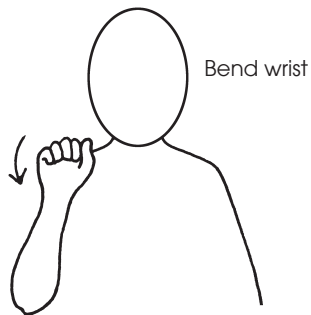
**Open Your Mouth**




**Good (1)**



**Calm/ Patient (to be)**



**Yes**



**To Help (1)**



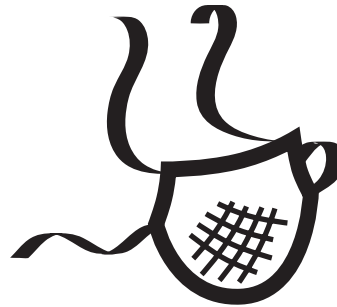
No



Gloves



Cold



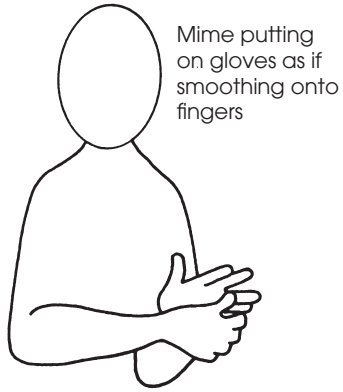
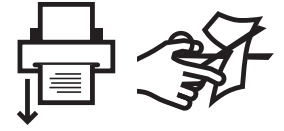
Mask (surgical)



Glasses (Safety)

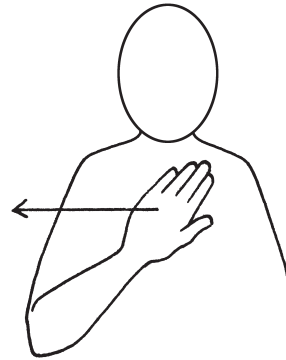


Dentist's Chair

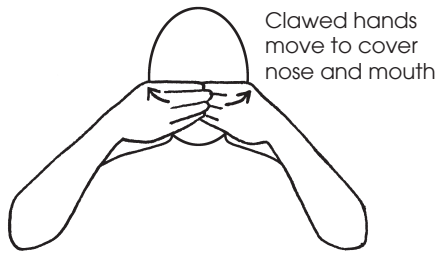


Mime putting on gloves as if smoothing onto fingers

**Gloves**




**No**



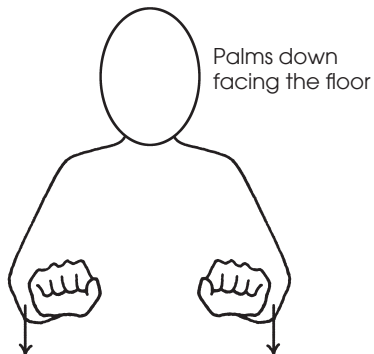
Clawed hands move to cover nose and mouth

**Mask (surgical)**



For cold food make sign closer to mouth

**Cold**



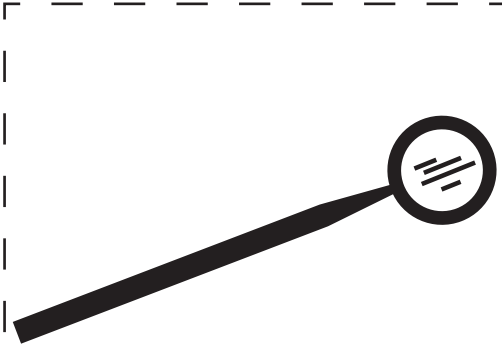

Palms down facing the floor

**Chair**




**Glasses (2)/ Goggles (safety)**






Dentist's Mirror



To Blow Air




Dentist's Light



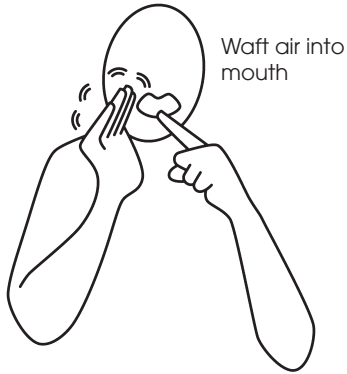
To Finish (1)/ To End



Light Shines

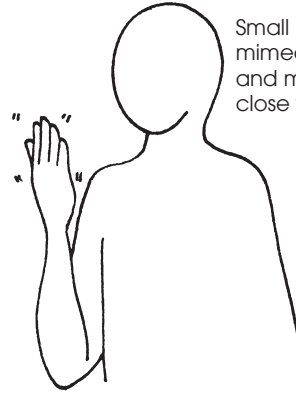


To Get Up



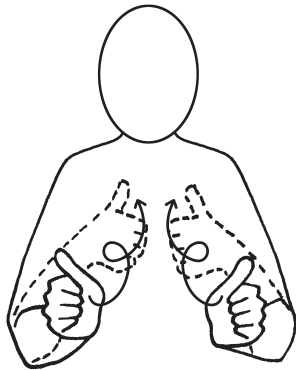
Waft air into mouth

**To Blow Air**

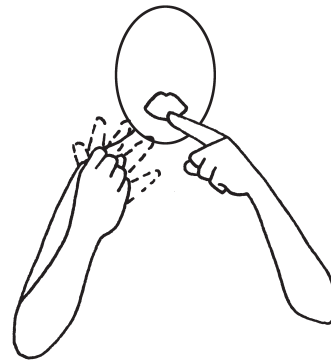


Small mirror can be mimed using index and middle finger, close to mouth


**Dentist's Mirror**



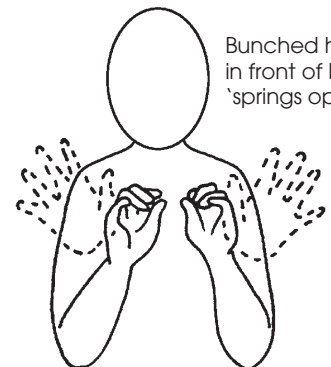
**To Finish (1)/ To End**



**Dentist's Light**



**To Get Up/ To Stand Up**



Bunched hands in front of body 'springs open'

**Light Shines**